

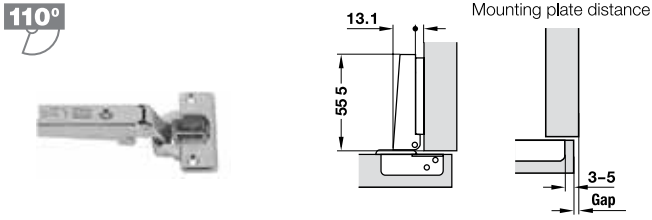
Hinges & Runners



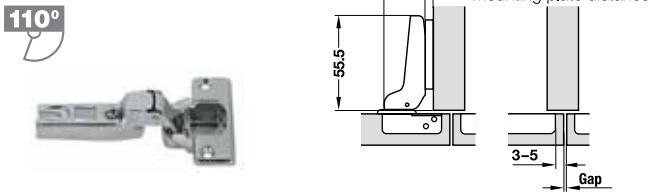
GERMAN HARDWARE TECHNOLOGY

FURNITURE FITTINGS ** ARCHITECTURAL HARDWARE ** SANITARY ** KITCHEN

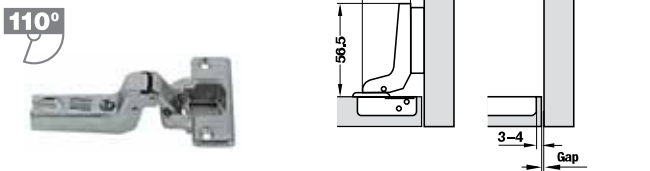
Metalla Hinges and Mounting Plates



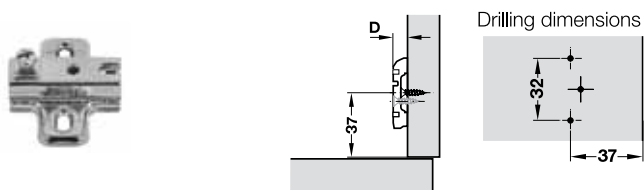
Version	Article No.
Full overlay mounting	311.90.500



Version	Article No.
Half overlay mounting	311.90.501



Version	Article No.
Inset mounting	311.90.502



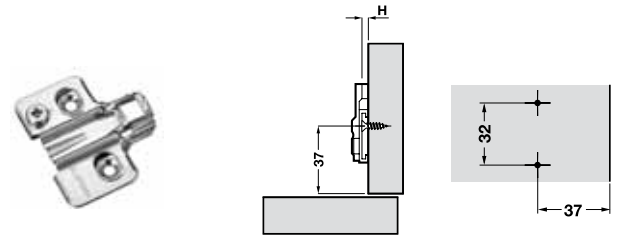
Height adjustment (via slots)

Distance	Article No.
0 mm	311.98.500
2 mm	311.98.502

Metalla Hinge Soft Close and Mounting Plates

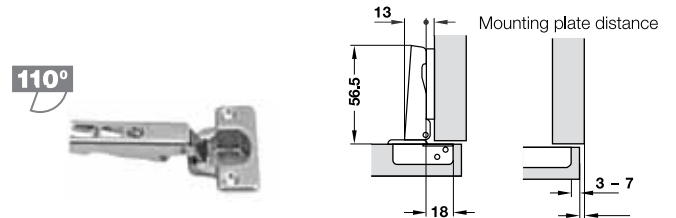


Version	Door Thickness	Article No.
Full overlay mounting	16-22 mm	311.60.525

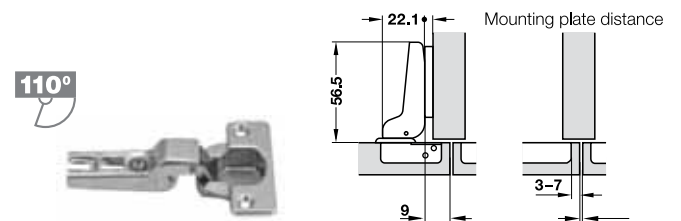


Dimension	Article No.
0 mm	311.71.540
2 mm	311.71.542

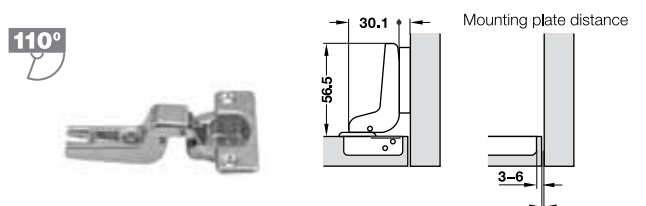
Metallamat A Concealed Hinges



Version	Door Thickness	Article No.
Full overlay mounting	16-22 mm	316.30.500

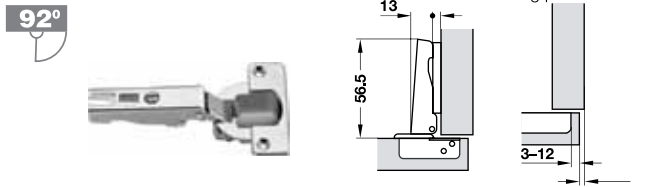


Version	Door Thickness	Article No.
Full overlay mounting	16-22 mm	316.30.501

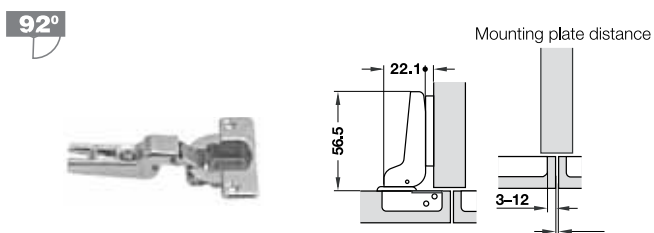


Version	Door Thickness	Article No.
Inset mounting	16-22 mm	316.30.502

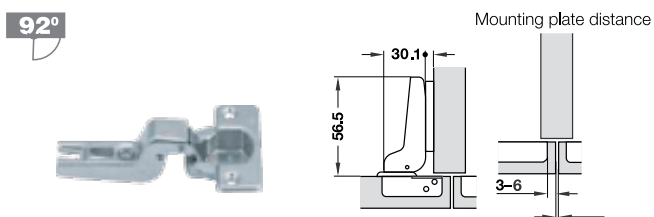
Metallamat A Concealed Hinges and Mounting Plates



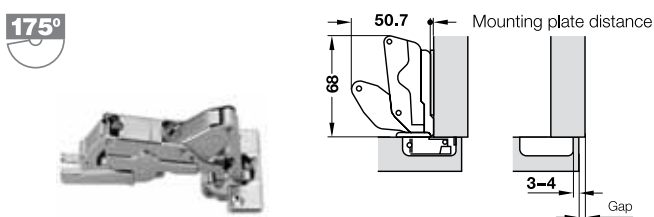
Version	Door Thickness	Article No.
Full overlay mounting	Min. 22 mm	316.31.600



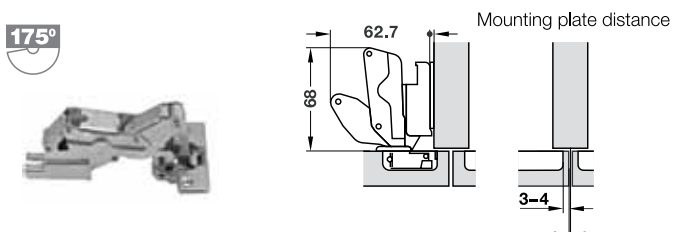
Version	Door Thickness	Article No.
Half overlay mounting	Min. 22 mm	316.31.601



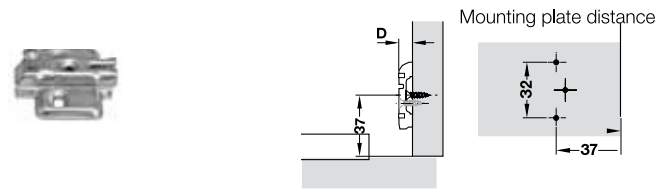
Version	Door Thickness	Article No.
Inset mounting		316.31.602



Version	Door Thickness	Article No.
Full overlay mounting	16 - 22 mm	316.32.600



Version	Door Thickness	Article No.
Half overlay mounting	16-22 mm	316.32.601



Height adjustment (via slots)

Cup fixing	Distance	Article No.
Screw fixing	4 mm	316.51.504
Screw fixing	6 mm	316.51.506

Metallamat Soft Closing Device



SoftClose
System

Note: Unusable with Metallamat A concealed hinge opening 175° and pushing hinges


	Article No.
Hinge Damper	316.53.710

Metallamat Mini SL Glass Hinges and Mounting Plates



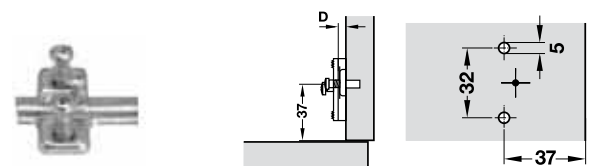
Glass hinge

Version	Glass Thickness	Article No.
Full overlay mounting	4 - 5 mm	317.02.500



Front Plate

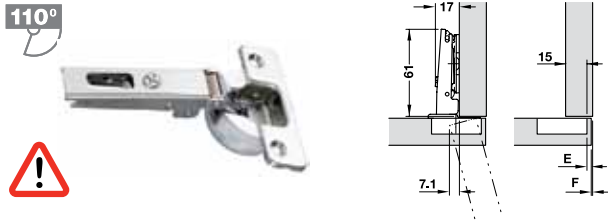
Shape	Finishing	Article No.
Round	Silver	317.10.420



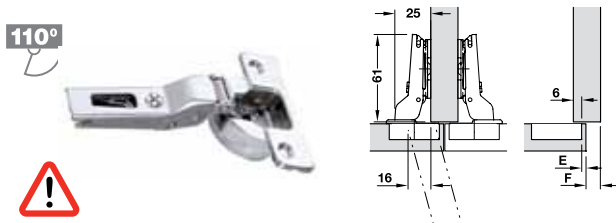
with pre-installed special screws

Cup fixing	Height	Article No.
Screw fixing	2 mm	317.93.602

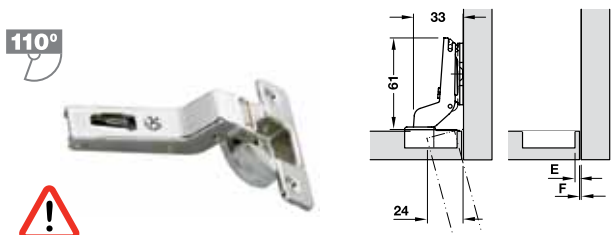
Duomatic Premium Concealed Hinges with Integrated Soft Close



Version	Cup fixing	Article No.
Full overlay mounting	Screw fixing	329.17.700



Version	Cup fixing	Article No.
Half overlay mounting	Screw fixing	329.17.702



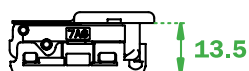
Version	Cup fixing	Article No.
Inset mounting	Screw fixing	329.17.703



Version	Article No.
Full overlay mounting	329.29.300



Version	Article No.
Half overlay / twin mounting	329.29.302



110° Opening
155° Opening

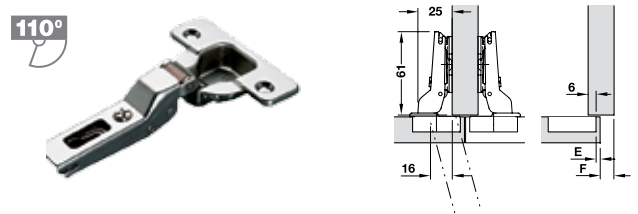


Attention:
It is essential to drill the door as specified for the perfect functioning of the hinge.

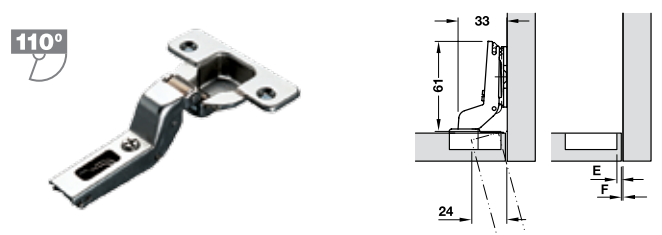
Duomatic Standard Hinges



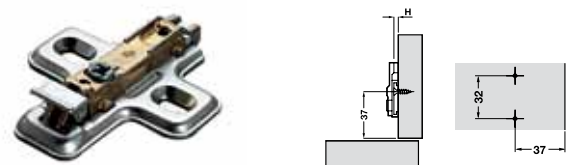
Version	Article No.
Fully overlay mounting	329.17.600



Version	Article No.
Half overlay / twin mounting	329.17.602



Version	Article No.
Inset mounting	329.17.603



with quick fixing system

Version	Distance	Article No.
Mounting plate	3 mm	329.73.503
Mounting plate	6 mm	329.73.506



with slide-on system

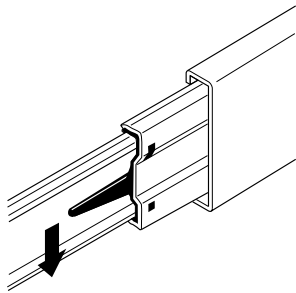
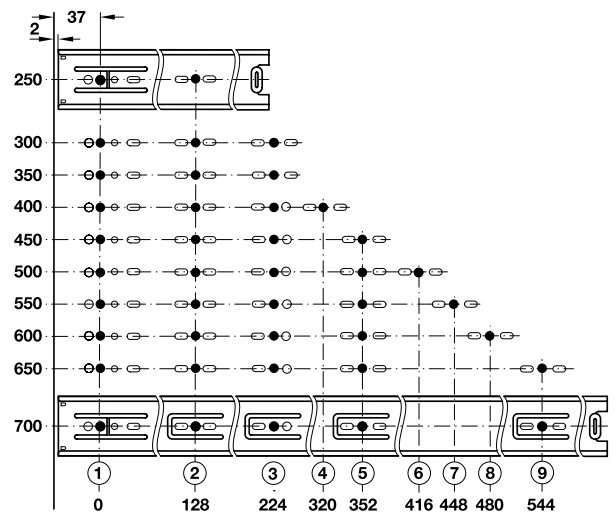
Version	Distance	Article No.
Mounting plate	3 mm	329.80.555
Mounting plate	6 mm	329.80.582

Drawer Runners Ball Bearing - Full Extension

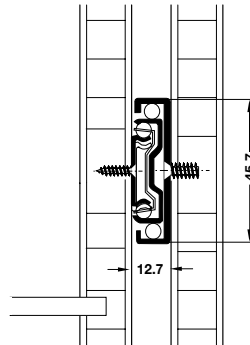
Load bearing Capacity: 30kg/pair
 Material: Steel
 Finish: Bright galvanized or black galvanized
 Version: Can be disengaged using release lever, with stay closed feature for holding in closed position.
 Temperature range: -20° to ± 80° C
 Fitting to side panel: Screwing into 32mm series drilled holes
 Fitting to drawer: Screw fixing, lateral installation



Installation Length (mm)	Light Galvanized Article No.	Black Galvanized Article No.
250	422.82.925	422.82.325
300	422.82.930	422.82.330
350	422.82.935	422.82.335
400	422.82.940	422.82.340
450	422.82.945	422.82.345
500	422.82.950	422.82.350
550	422.82.955	422.82.355
600	422.82.960	422.82.360



The drawer runner can be detached (after depressing the plastic retaining clip)

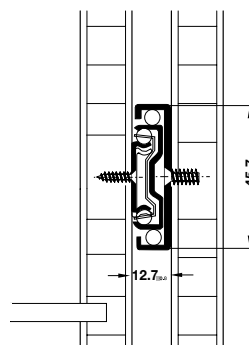


Drawer Runners Ball Bearing - Smuso Gentle Closing

Load bearing Capacity: 30kg/pair
 Material: Steel
 Finish: Black galvanized
 Version: With integrated self and soft closing mechanisms, cover caps at rear of cabinet rail and centre rail with buffer action, can be disengaged using release lever.
 Temperature range: -5° to + 30° C
 Fitting to side panel: Screwing into 32mm series drilled holes
 Fitting to drawer: Screw fixing, lateral installation




Installation Length (mm)	Black Galvanized Article No.
300	432.16.330
350	432.16.335
400	432.16.340
450	432.16.345
500	432.16.350
550	432.16.355
600	432.16.360



Drawer Runners, Roller Guided - Single Extension

Load bearing Capacity: 25kg/pair
 Material: Steel
 Finish: White
 Version: Self closing, bottom mounted
 Fitting to side panel: Screwing into 32mm series drilled holes
 Fitting to drawer: Screw fixing, lateral installation



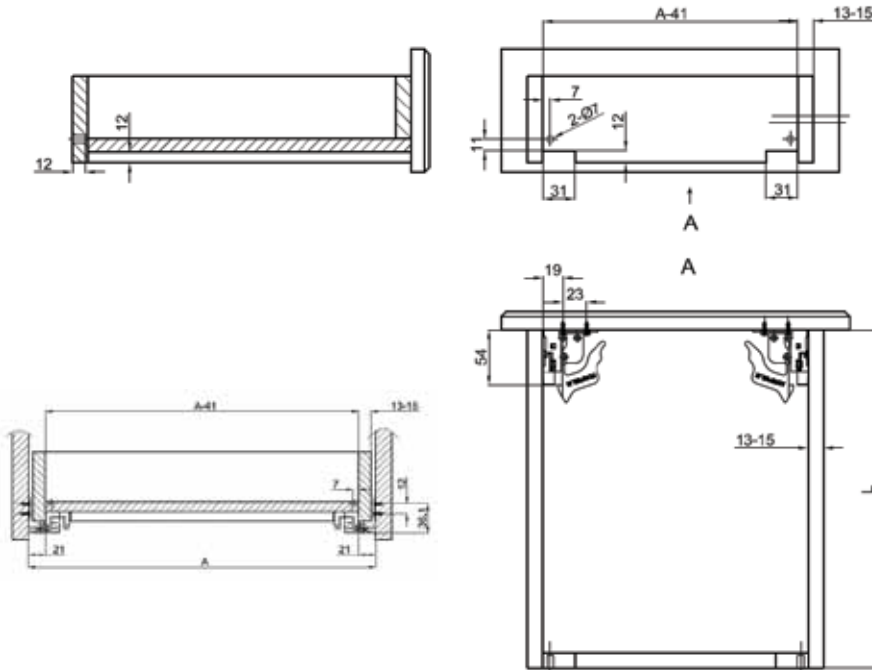
Installation Length (mm)	White Article No.
300	423.37.730
350	423.37.735
400	423.37.740
450	423.37.745
500	423.37.750
550	423.37.755
600	423.37.760

Conceal Drawer Runners - Full Extension

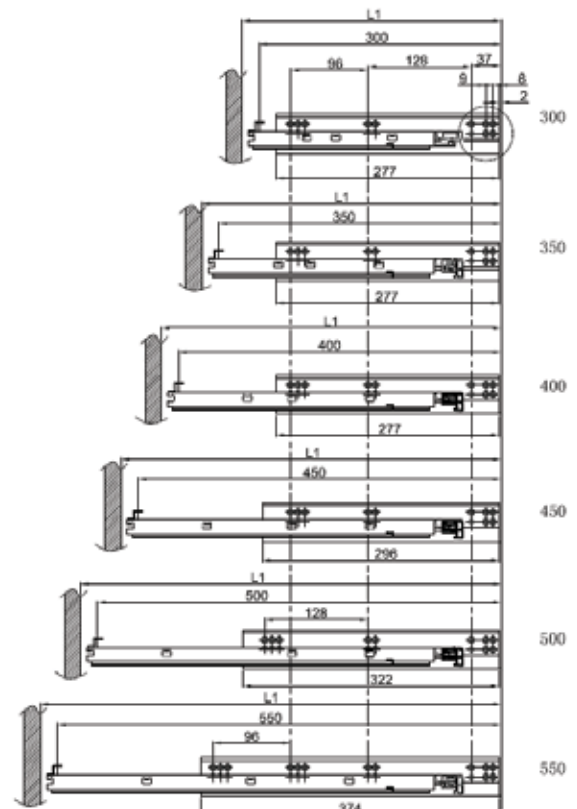
Load bearing Capacity: 30kg/pair
 Surface: Galvanized
 Material Thickness: 1.5mm
 Style: Soft closing
 Mounting: Under mounted/ plastic handle
 13 - 15mm side panel of drawer



Soft Close
System



Installation Length (mm)	Light Galvanized Article No.
300	421.38.730
350	421.38.735
400	421.38.740
450	421.38.745
500	421.38.750
550	421.38.755



Functionality Concepts for the Kitchen

Cooking can be easy and convenient: Wall units that are easily accessible and flaps that open and close with smooth motion can be coordinated perfectly with the rest of the kitchen design



SENSO DOUBLE FLAP LIFT UP FITTING

Area of application:	For two-piece flaps made of wood or with aluminium frame
Flap Height:	550 - 865 mm
Flap Weight:	3.0 - 24.5 kg



STRATO PARALLEL LIFT UP FRONT FITTING

Area of application:	For one-piece flaps made of wood or with aluminium frame
Flap Height:	342 - 650 mm
Flap Weight:	1.5 - 16.0 kg



VERSO FRONT LIFT UP FITTING

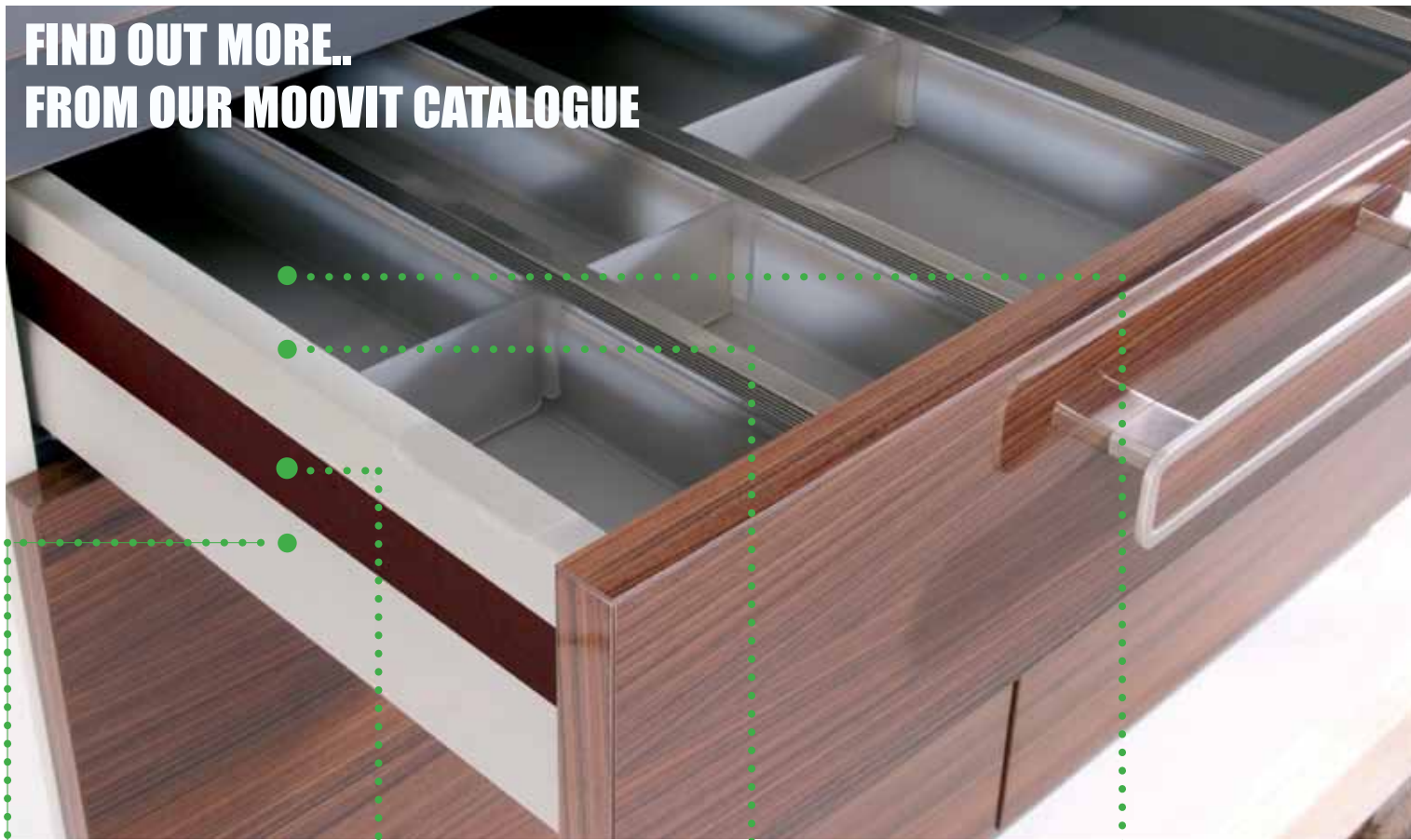
Area of application:	For one-piece flaps made of wood or with aluminium frame
Flap Height:	420 - 800 mm
Flap Weight:	2.0 - 17.0 kg



FREE STAY FLAP FITTING

Area of application:	For one-piece flaps made of wood or with aluminium frame
Flap Height:	250 - 700 mm
Flap Weight:	2.4 - 17.0 kg

FIND OUT MORE.. FROM OUR MOOVIT CATALOGUE



QUALITY

Moovit improves furniture. Drawer runners - made in Germany - slide safely, effortlessly, sturdily and quietly with their integrated soft-closing action.

DESIGN

Moovit adds personality. With the latest design trends in Champagne, modern metallic finishes, drawers are luxurious and can be personalized with decorative accents.

APPLICATION

Moovit is adaptable. A complete range of lengths complement the 2 heights and provide flexibility for your design.

ACCESSORIES

Moovit is smart and organizes. Straight side walls create valuable inside space. Add on accessories and inserts allow all kind of applications from residential to commercial designs.

Metallic white



Metallic grey



Champagne coloured



Häfele Singapore Pte Ltd

68 Sungei Kadut Loop #03-00 Nutzcentre Singapore 729504.

Email: info@hafele.com.sg Phone: (+65) 6494 7400 Fax: (+65) 6494 7401

This catalogue is only intended for use by the recipient.
All Constituents of the catalogue are the property of Häfele.

Reprinting of the catalogue in whole or extracts thereof, reprinting or limitation of the illustrations or imitation of the design is forbidden.

The technical representations and dimensional information in this catalogue are non-binding, including those in the illustrations and drawings.
Right reserved to make design improvements. All dimensions in mm unless otherwise specified.

No liability accepted for printing errors and mistake made during the production of the catalogue..

All delivery are made in accordance with Häfele term and conditions of sale.

www.hafele.com